
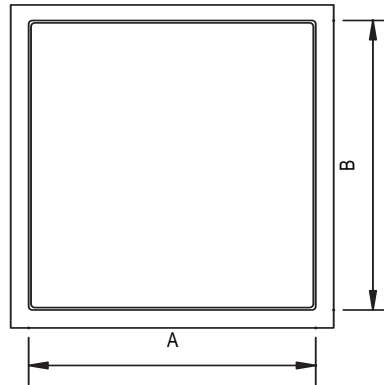


DETAIL & SUBMITTAL SHEET



FRONT ELEVATION



SPECIFICATIONS:

Door and Frame: High impact ABS plastic with UV stabilizers. Door to have removable panel. Door is locked to return frame with snap friction catch

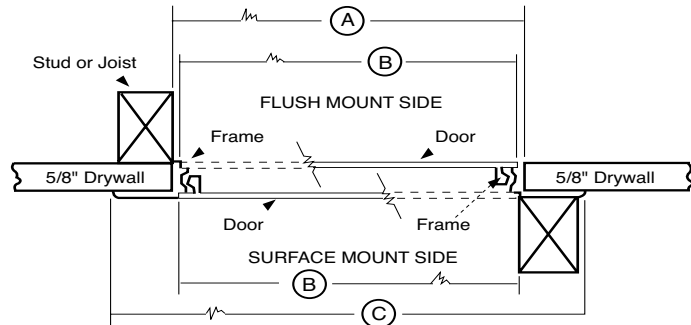
Finish: White textured finish

Installation: Adhesive caulking recommended

Knockouts: For plumbing and electrical applications the door has designated drill points and knockouts for easy wiring installation

Tile Applications: Door is tile-able, use flexible adhesive and grout. Adjust frame height to finished wall

SECTION DETAIL



These high impact ABS plastic reversible panels with UV stabilizers are made with precision dies for perfect fit of door and frame. Surface is a cosmetically acceptable textured surface.

✓	Item No.	Door Size W x H	Wall Opening	Frame Size to Outer Flange
	MAP	4 x 6	4 3/8 x 6 3/8	5 1/4 x 7 1/4
	MAP	6 x 9	6 3/8 x 9 3/8	8 1/4 x 11 1/4
	MAP	8 x 8	8 3/8 x 8 3/8	10 1/4 x 10 1/4
	MAP	14 x 14	14 3/8 x 14 3/8	17 x 17
	MAP	14 x 29	14 3/8 x 29 3/8	17 x 32 1/4

Distributed by
www.AccessDoor.com
 Phone: (800) 608-6568
 Fax: (409) 840-5545
 info@accessdoor.com

Project: _____ Date: _____

Contractor: _____ Architect: _____

Sizes: _____ Quantity: _____ Approval Initials: _____



Corporate Office: 1330 Progress Drive • Front Royal, VA 22630
P